



Fuel Pass IN

DIGITAL FUEL RATIONING

Smart Fuel Distribution & Quota Management Platform

contact us

Fuel Pass IN
G-401, SG Business Hub,
Sarkhej-Gandhinagar Highway, Gota,
Ahmedabad – 382470, Gujarat, India

 fuelpassindia@gmail.com



[Fuelpass.in](https://fuelpass.in)



Fuel Pass IN

DIGITAL FUEL RATIONING

Smart Digital Fuel Distribution & Quota Management System

FuelPass is a smart digital fuel distribution and quota management system designed to help Public Sectors and fuel authorities manage fuel supply efficiently during shortages and emergencies.

The platform enables secure vehicle registration, QR code verification, real-time fuel tracking, and automated quota management to ensure fair and transparent fuel distribution.

FuelPass helps eliminate long queues, reduce fuel hoarding, prevent black-market activities, and provide complete visibility into fuel consumption and supply management.



Secure and verified



Real-Time Fuel Tracking



Prevent Fuel hoarding



Efficient Fuel Distribution



The Problem Public Sectors Face

The 2026 global fuel crisis, caused by disruptions in the Strait of Hormuz, exposed a major weakness in how Public Sectors manage limited fuel supplies during emergencies.

Many countries faced the same critical challenges:

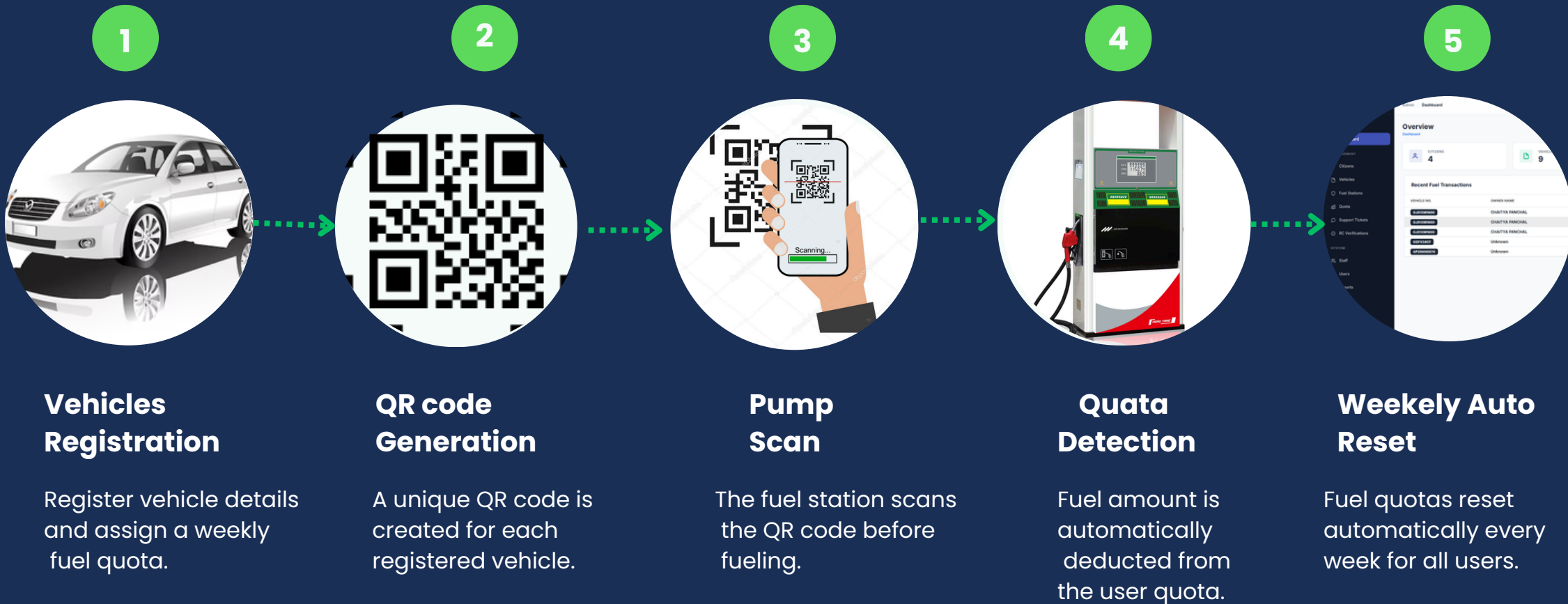
Problem	Impact
<ul style="list-style-type: none">• Long queues at fuel stations – sometimes lasting up to 3 day• Fuel hoarding and black-market sales• No real-time visibility for Public Sectors	<ul style="list-style-type: none">• Economic slowdown and public frustration• Unfair distribution and shortages for ordinary citizens• Difficult to monitor usage, control supply, or predict shortages



How FuelPass Works

FuelPass allows users to register vehicles, verify through QR code or smart card, and receive fuel based on an assigned quota.

It tracks every fuel transaction in real time, helping authorities manage supply fairly, reduce queues, and prevent misuse.



Who Is FuelPass For?

FuelPass is built for the organizations that manage fuel at scale – not just individual pump owners.



State & Regional Administrations

Deploy district-by-district fuel monitoring and quota systems with centralized reporting and operational controls.



Energy & Fuel Distribution Organizations

Monitor fuel allocation, consumption trends, and station activity across multiple regions in real time.



Compliance & Monitoring Teams

Maintain secure transaction records, reporting dashboards, and automated monitoring tools for operational transparency.



Municipal & Public Service Operations

Manage fuel access for public transport fleets, emergency vehicles, and authorized service vehicles through configurable allocation systems.

If you are responsible for managing fuel supply for more than one station – FuelPass was built for you. The platform scales from a single district pilot all the way to a Multi-region Monitoring deployment without changing a single line of configuration.

It Works. Sri Lanka **Proved It.**

In March 2026, Sri Lanka deployed an identical QR-based fuel rationing system during their national fuel crisis. The results were immediate and measurable.

Fuel Pass Impact at scale

5 MIN

Queue wait
down from 3
days

52%

Queue wait
Reduction in
monthly
fuel import cost

6.5 M

Vehicles
registered
in first month

93%

Stations
onboarded
within 4 weeks

11 M +

Transactions
first
month

Before vs. After — FuelPass Impact Comparison

Metric	Before FuelPass	After FuelPass
Queue wait time at pump	Up to 3 days	Under 5 minutes
Monthly fuel import cost	\$500 million	\$240 million
Public Sector visibility	None	Real-time Multi-region Monitoring data
Fraud and hoarding	Widespread	Virtually eliminated
Station onboarding	Manual, paper	Digital, 93% in 4 weeks
Citizen registration	Not applicable	6.5 million in first month
Transactions processed (Month 1)	Not tracked	11 million+

Faster Fueling.

Less chaos.

More control.










FuelPass is the smart digital fuel distribution system built for modern petrol stations. Scan a QR. Dispense fuel. Done — in under a minute

FuelPass Administration Dashboard

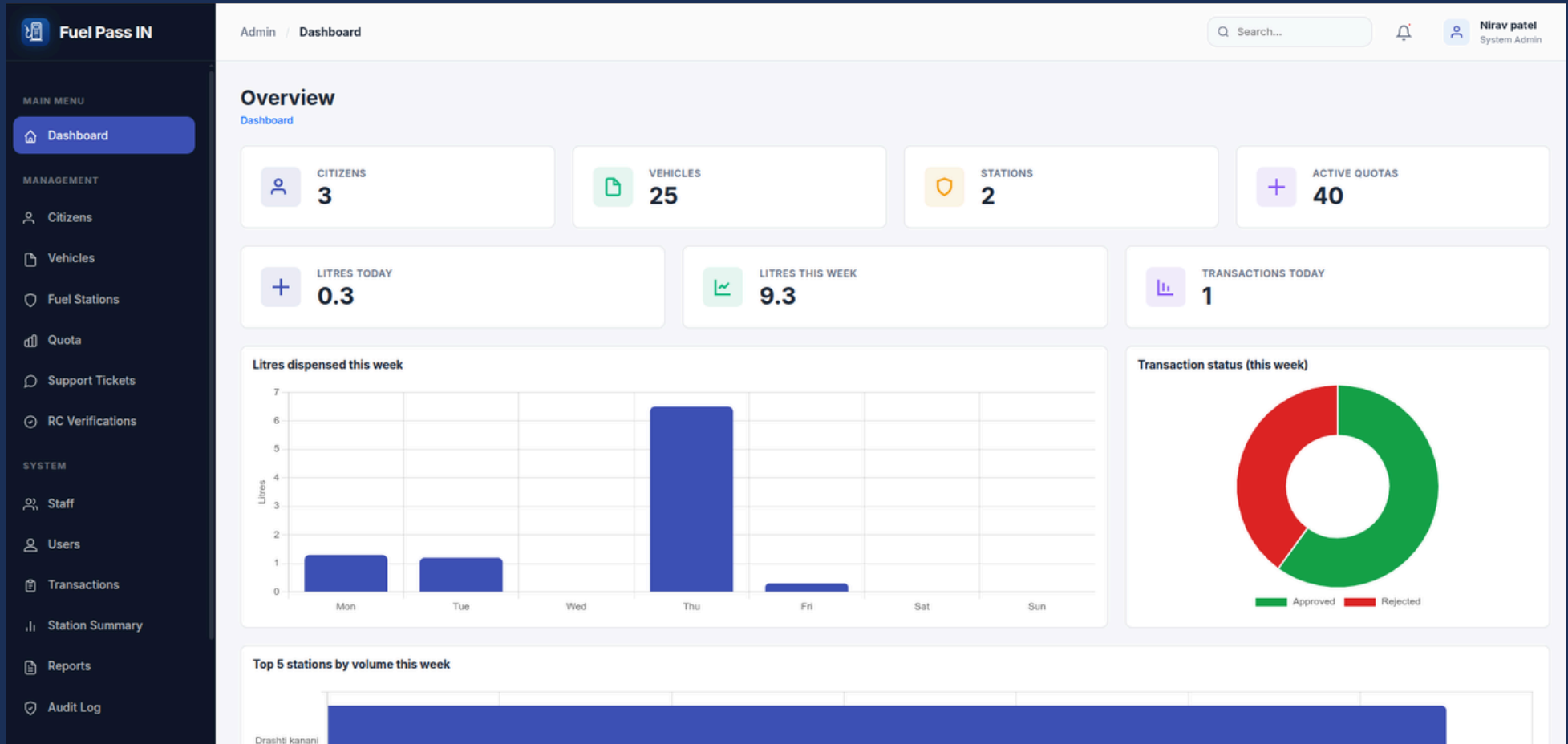
Centralized Control for Fuel Distribution Management

The FuelPass Administration Dashboard provides a complete overview of platform operations, including citizens, vehicles, fuel stations, quotas, transactions, and system users. Administrators can monitor fuel distribution activities, analyze usage trends, and manage the entire FuelPass ecosystem from a single interface.

Key Features

-  Citizen Management
-  Vehicle Management
-  Fuel Station Management
-  Fuel Quota Management
-  RC Verification
-  Support Ticket Management
-  Staff & User Management
-  Transaction Monitoring
-  Reports & Analytics
-  Audit Logs

- Monitor fuel distribution, manage platform users, oversee fuel stations, and analyze operational data through a centralized administration dashboard.



Quick Pump Operator Registration

Get your fuel station onboarded in just a few simple steps.

- Register your Station online At Here [Fuelpass.in](https://fuelpass.in)

The image displays two side-by-side screenshots from the Fuel Pass IN website. The left screenshot shows the homepage with the 'Fuel Pass IN' logo and the headline 'Manage fuel rationing with confidence.' Below this, a sub-headline states: 'The admin panel gives you full control over citizens, vehicles, stations, operators, and quota — all from one place.' A list of features is provided, including real-time transaction monitoring, weekly quota management, user management, and full audit trails. The right screenshot shows a 'Welcome back' login page. It includes fields for 'Email or phone number' (with the example 'you@example.com or 9876543210') and 'Password'. A 'Keep me signed in' checkbox is checked. A green 'Sign in →' button is present. Below the login options, a red box highlights the '+ Register as a pump operator' button, with a red arrow pointing to it from the text 'Click Here to Register as a Petrol Pump Operator'. At the bottom of the login page, there is a '← Back to Fuel Pass IN' button and a footer with the text 'Protected access. Authorised personnel only. Privacy Policy · Terms & Conditions'.

- Become a FuelPass Partner Station Here Fuelpass.in

Fill in the required details, upload the necessary documents, and submit your application for verification. **Once approved, your petrol pump** will be onboarded to the FuelPass network and ready to serve FuelPass users.

Fuel Pass IN

Join the Fuel Pass IN network.

Register your pump station and operator account. An admin will review and approve your application.

- 1 Fill in your operator details and station information.
- 2 Submit — your account is created with *Pending* status.
- 3 An admin reviews and approves your account. You'll receive an email when ready.

Operator Registration

Create your Fuel Pass IN account and register your station.

YOUR DETAILS

Full Name **Email Address**

Mobile Number **Password**

Confirm Password

STATION DETAILS

License Number **Station Name**

If your station is already registered, we'll link your account to it.

Address **City**

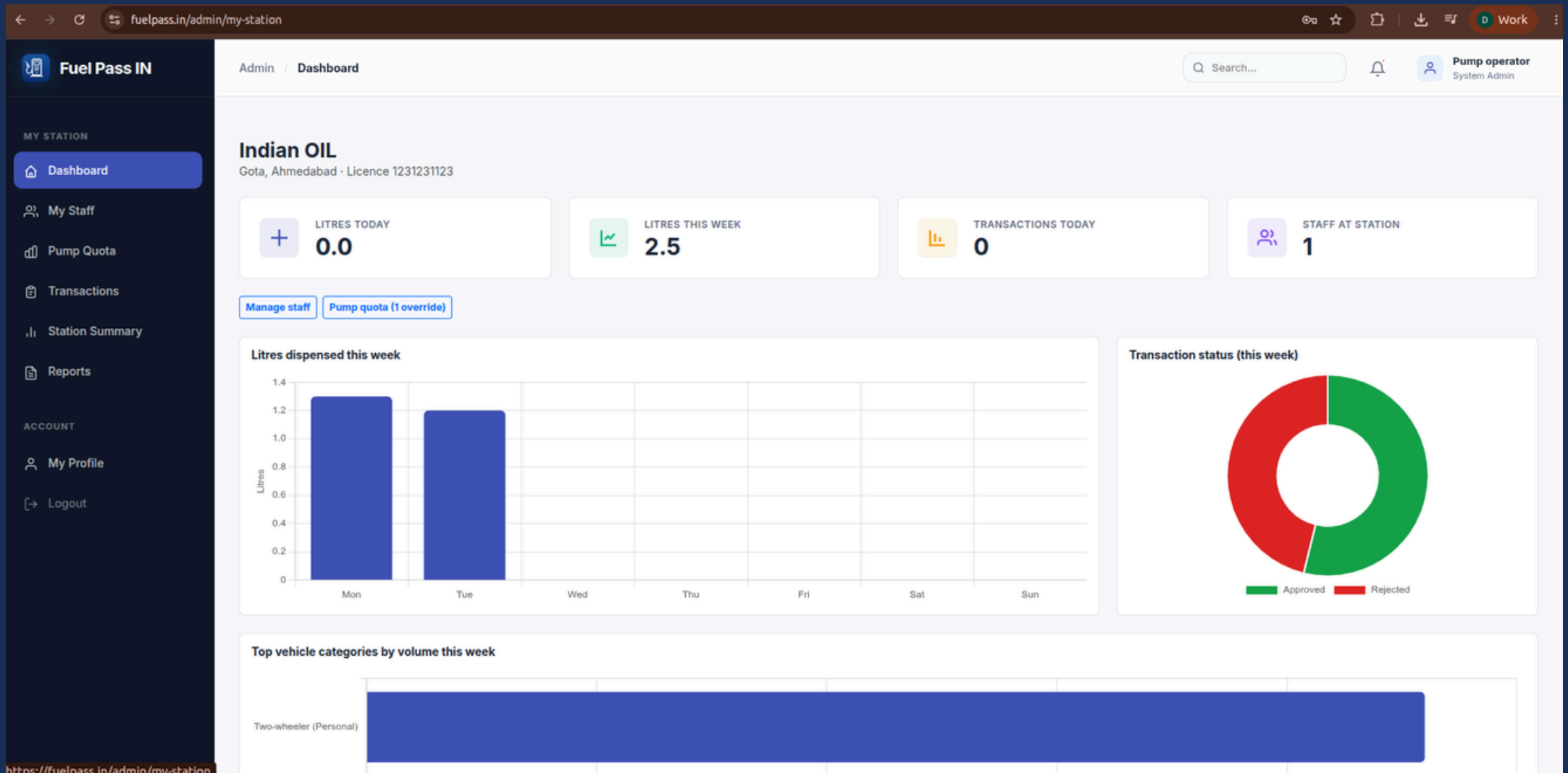
Register

[already have an account?](#)



Pump Operator Dashboard

The Pump Operator Dashboard provides a centralized view of station activity, fuel dispensing, staff management, and transaction monitoring. Operators can efficiently manage daily operations while ensuring transparent and secure fuel distribution.



Manage Pump Staff

Efficiently manage all petrol pump staff from a centralized dashboard. Add new staff members, update staff details, control access permissions, and monitor operator activities to ensure smooth station operations.

The screenshot shows a web application interface for managing pump staff. The top navigation bar includes the logo 'Fuel Pass IN', the current page 'Admin / Dashboard', a search bar, and a user profile for 'Pump operator System Admin'. The left sidebar contains navigation links for 'MY STATION' (Dashboard, My Staff, Pump Quota, Transactions, Station Summary, Reports) and 'ACCOUNT' (My Profile, Logout). The main content area is titled 'Staff Management' and includes a 'Filter' section. Below this is a table titled 'Pump Staff' with columns for NAME, EMAIL, STATUS, ADDED, and ACTIONS. The table contains one entry for 'Suresh Patel' with email 'suresh.patel@gmail.com', status 'Active', and added date 'May 29, 2026'. A '+ Add Staff' button is located in the top right of the table area. At the bottom of the table, there is a pagination control showing 'Previous 1 Next', 'Total Items: 1', and 'Rows per page: 10'.

NAME	EMAIL	STATUS	ADDED	ACTIONS
Suresh Patel	suresh.patel@gmail.com	Active	May 29, 2026	Edit Delete

Key Features

Manage Staff

- Add new staff members
- View and manage operator accounts

Add New Staff

- Quickly onboard pump attendants
- Create secure login credentials
- Manage staff access levels

Pump Quota Management

- View assigned fuel quotas
- Monitor quota overrides
- Track quota utilization in real time

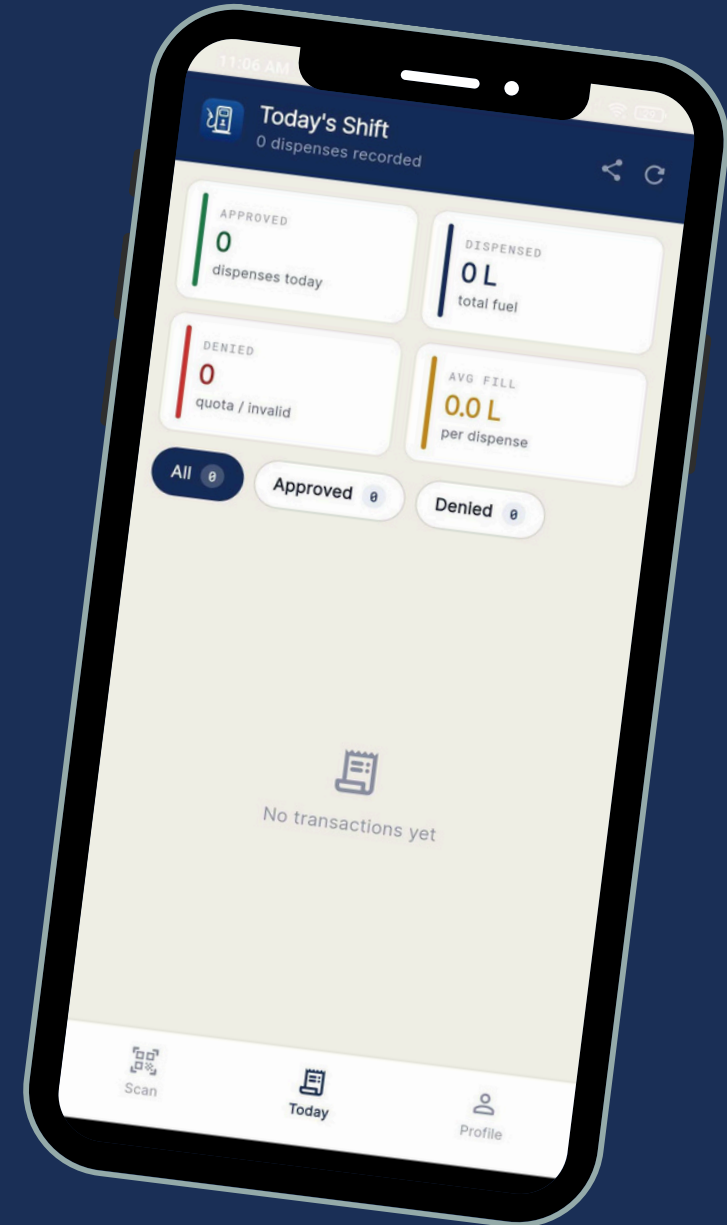
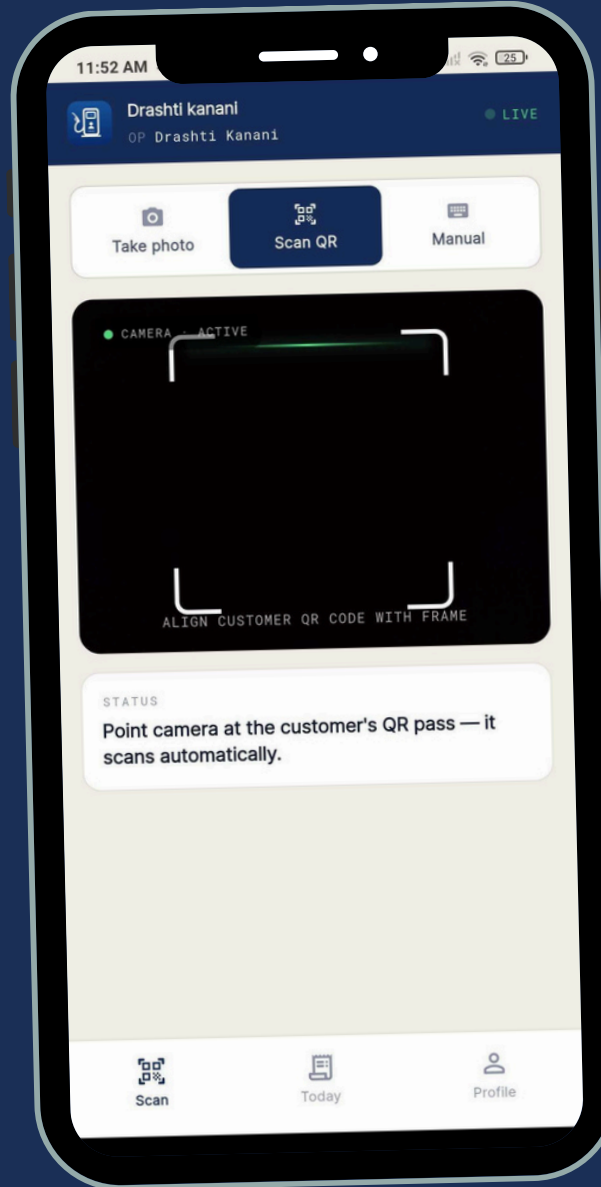
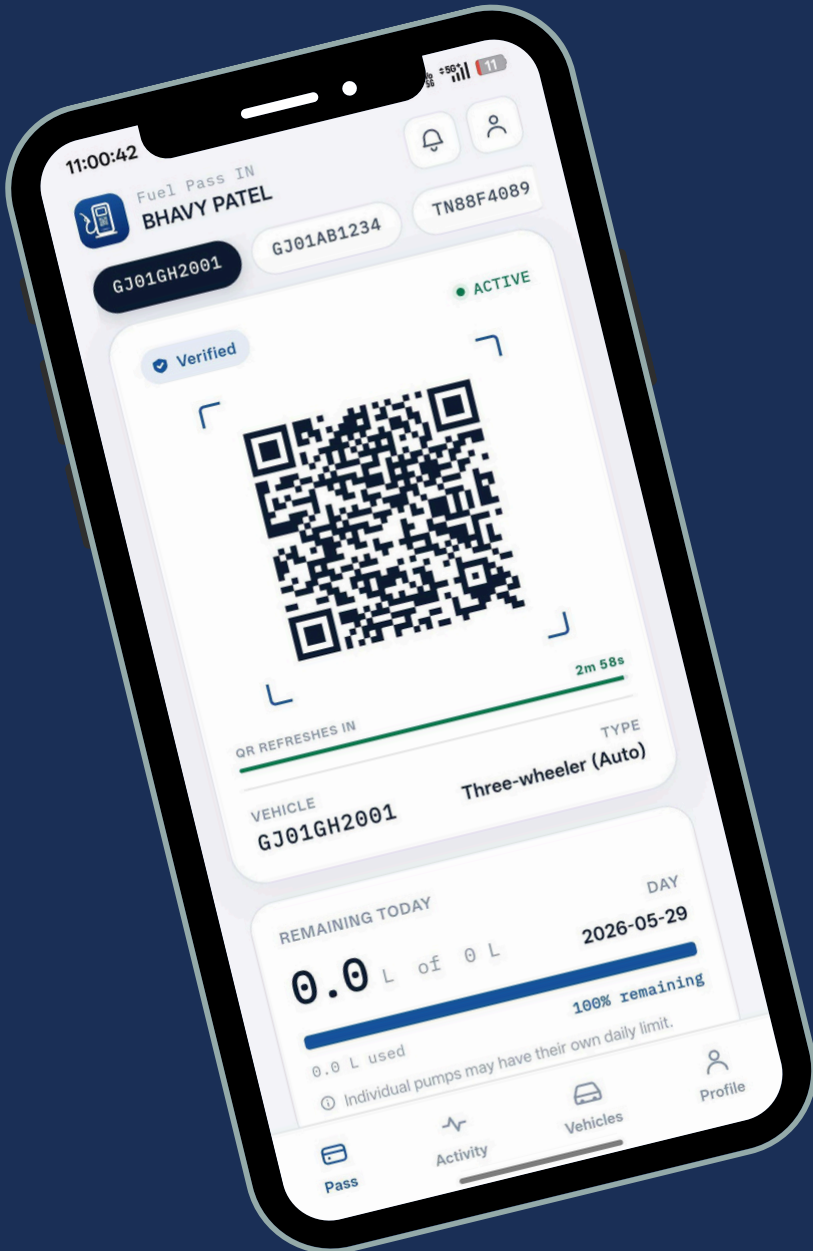
Real-Time Analytics

- Fuel dispensed by day
- Vehicle category insights
- Transaction approval and rejection trends

Station Reports

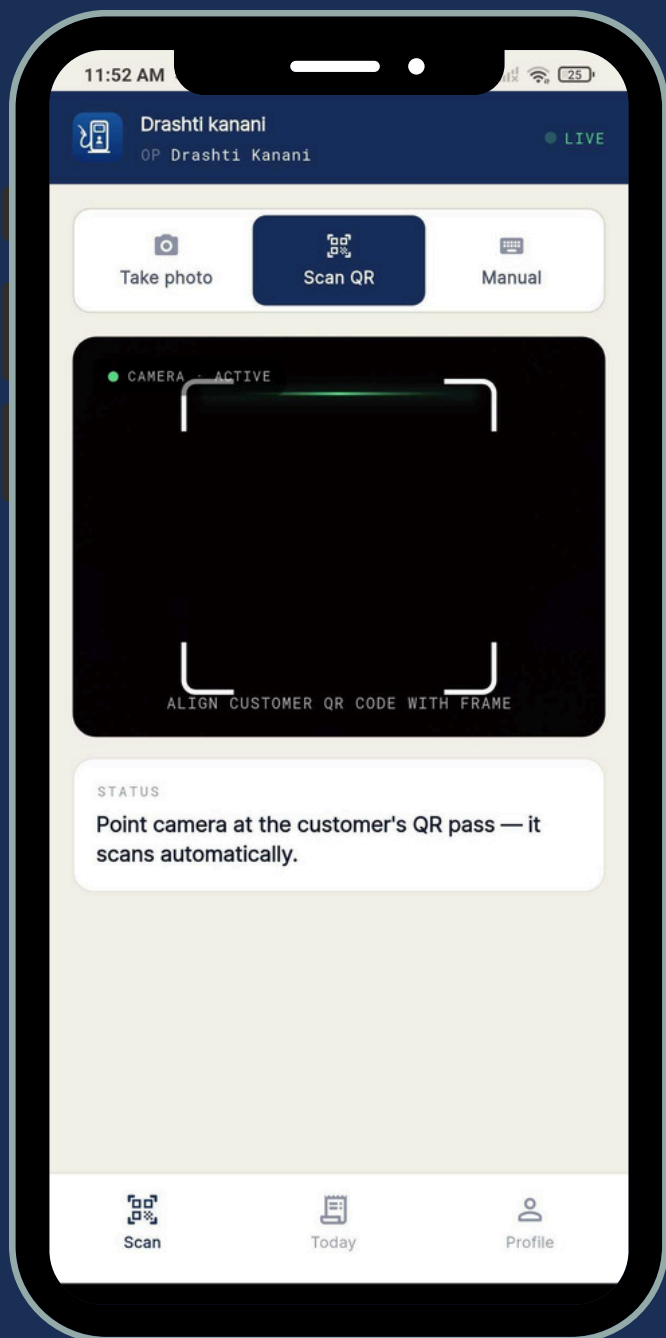
- Generate operational reports
- Review station performance
- Analyze fuel distribution patterns

Fuel Station Operator Panel



For Your Pump Staff

An app your operator masters in 10 minutes.



Auto-detect QR scanning

Point the camera. The pass scans itself. No buttons to press.



Real-time approval

Quota verified in under a second. Approve or deny — never both.



Live shift dashboard

Total dispenses, total litres, average fill — all updated as the shift runs.



Full transaction log

Every dispense — time, plate, litres, status — captured forever. Disputes solved instantly.



Backup: manual plate entry

Phone battery dead? QR damaged? Look up by plate number in 2 taps.

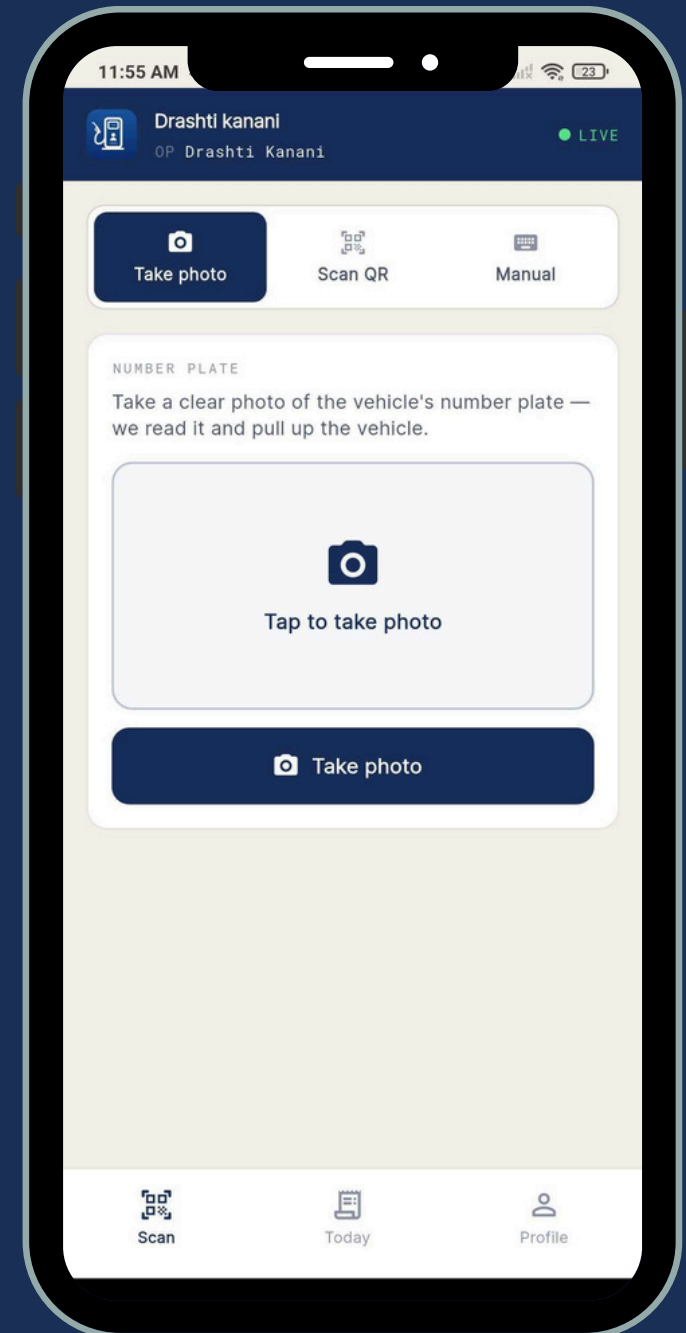
Smart Fallback Verification

Fuel Control — Even Without User Registration

Pump operators can scan or manually enter vehicle plate numbers to verify fuel eligibility and enforce government quotas in real time.

Pump operators can:

- Scan the vehicle number plate using the camera
- Manually enter the plate number if needed
- Instantly verify fuel eligibility and remaining quota
- Continue fuel distribution without delays

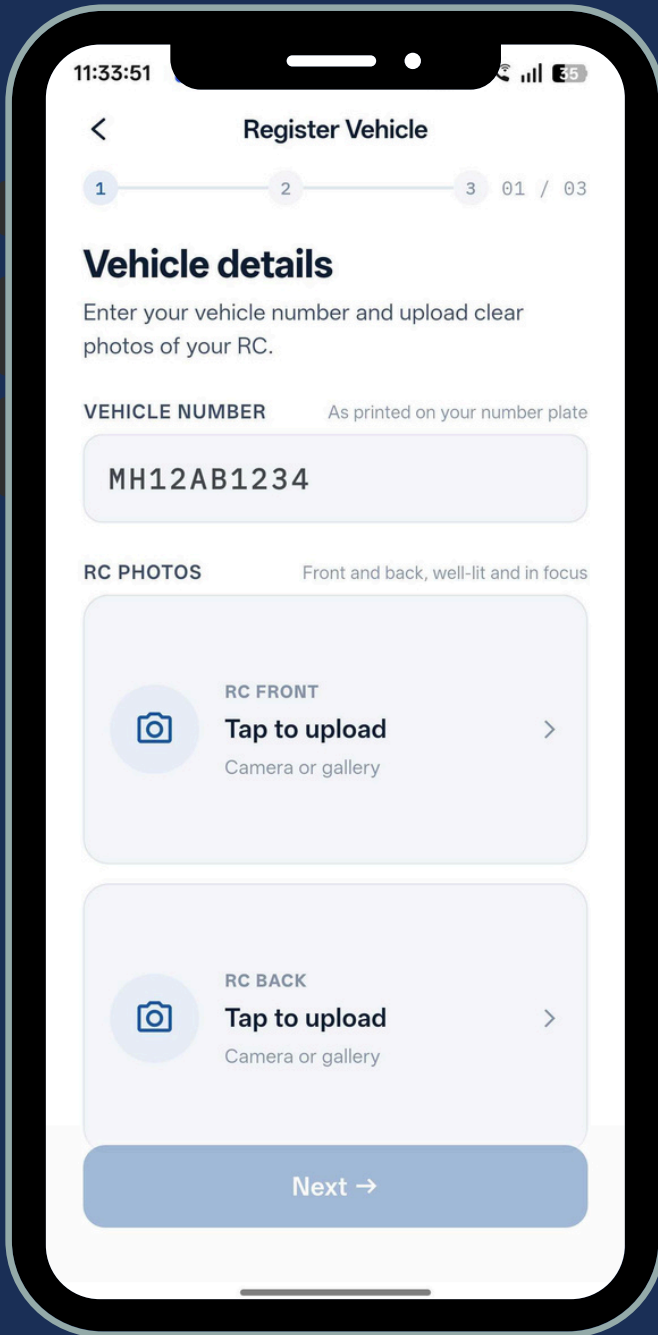


For Your Customers

They arrive ready. You serve them faster.

Every customer walks up with their pass already loaded. No paperwork, no waiting around — just scan and go.





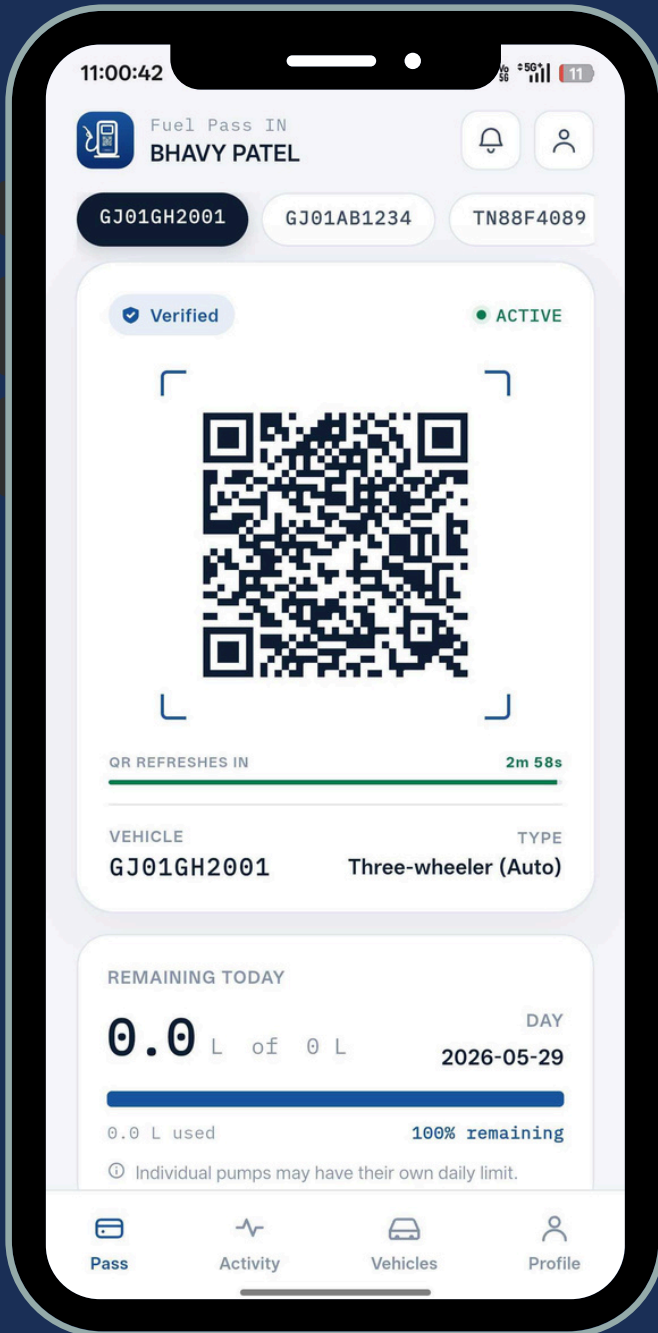
STEP : 1

Vehicle Registration

Vehicle registration details may be collected only with user consent and in compliance with applicable data protection laws.

Features

- Vehicle number verification
- RC front & back upload
- Secure digital registration
- Secure vehicle onboarding



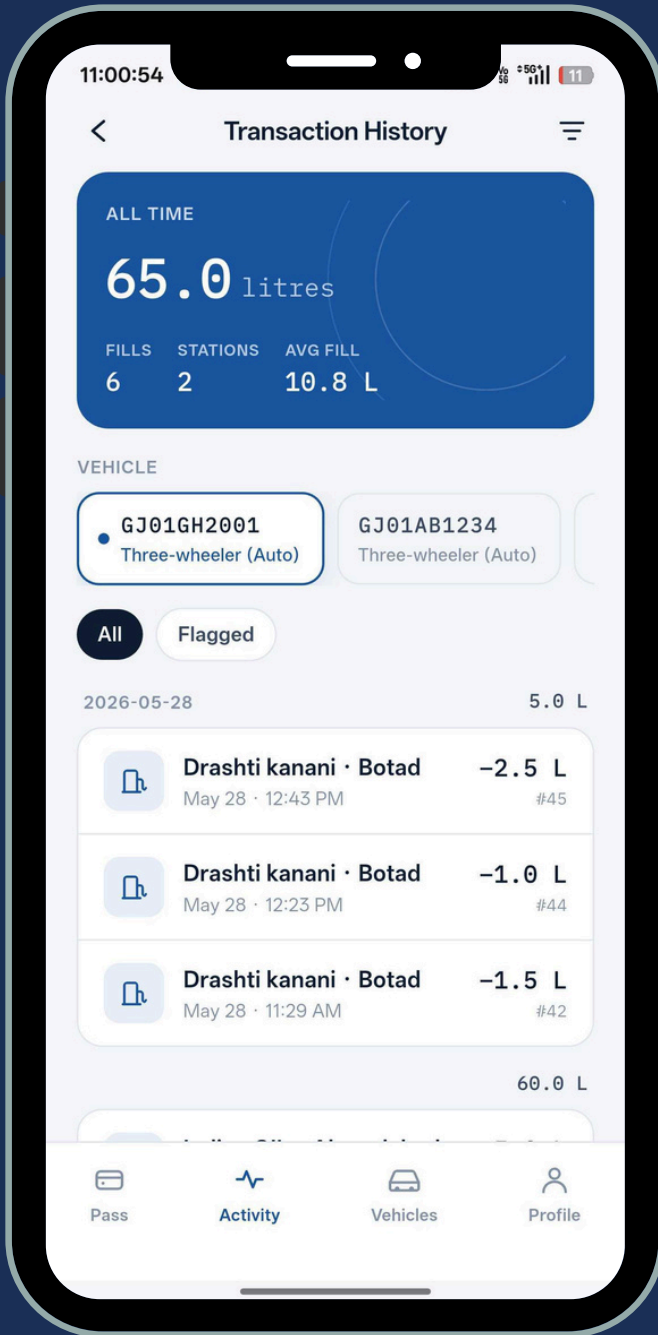
STEP : 2

Live QR with auto-refresh

System-generated secure pass secure QR code that refreshes every 5 minutes to prevent fraud and reuse.

Features

- Live auto-refresh QR code
- Anti-fraud & anti-reuse protection
- Real-time fuel verification
- Weekly quota tracking



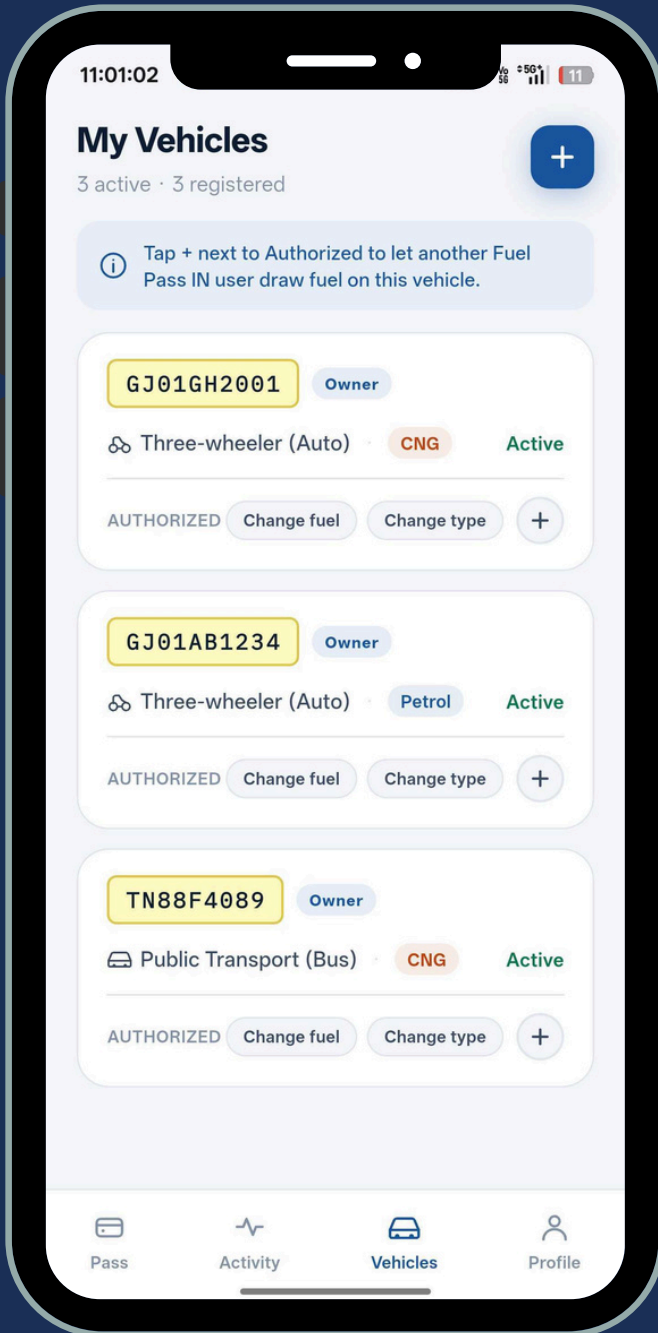
STEP : 3

Every fill, permanently recorded

Your station name appears on every receipt – effortless branding with every fuel transaction.

Features

- Complete fuel transaction history
- Real-time fill tracking
- Station-wise activity logs
- Transparent fuel usage monitoring



STEP : 4

Multi-vehicle, multi-user ready

Family members can access the vehicle while owners remain fully in control of the assigned fuel quota.

Features

- Multi-vehicle management
- Shared family access control
- One quota per registered vehicle
- Authorized user management

Real-Time FuelPass Control **Dashboard**

Real-time monitoring, quota control, fraud prevention, and Multi-region Monitoring fuel management — from a single secure dashboard.

1

Live Multi-region Monitoring Dashboard

See total transactions, total litres dispensed, active stations, and registered vehicles — all updating in real time. Spot demand spikes and supply stress before they become crises.

2

Quota Management — One Click

Adjust fuel limits instantly for any vehicle category.

3

Station Management

Onboard new petrol stations, assign operators, activate or deactivate stations remotely. View station-level transaction counts and flag underperforming or suspicious stations.

4

Transaction Monitoring & Fraud Alerts

Detect suspicious activity and rejected scans automatically.

From district offices to centralized dashboard — FuelPass gives Public Sectors complete operational control

Ready to modernize your fuel station? Let's start with a demo.

Book a 30-minute walkthrough. We'll show you the operator app, the customer experience, and the back-office dashboard — using your station's real workflow.

GET IN TOUCH

FuelPass.in



Fuel Pass IN

G-401, SG Business Hub,
Sarkhej–Gandhinagar Highway, Gota,
Ahmedabad – 382470, Gujarat, India



fuelpassindia@gmail.com



(+91) 6355806534

(+91) 8469059516